


MonoStereo[®] 3D Endoscopic VISUALIZATION SYSTEM **Keep 2D, See 3D**



**3D Images, with
excellent depth perception**



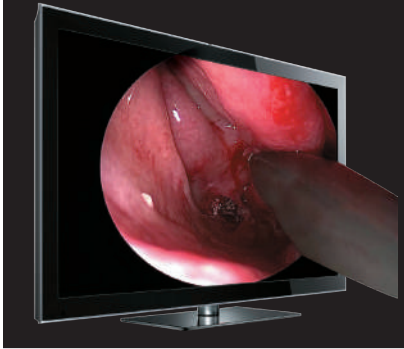
**Adjustable 3D effect
One processor, upgrade into 3D**



**Connect and work with most
of the 2D endoscope systems**

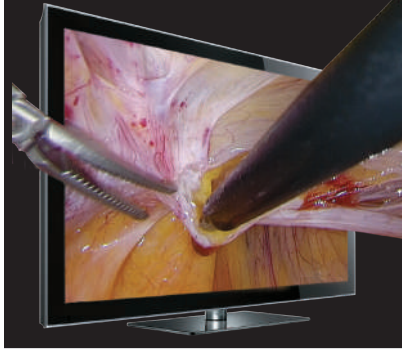
- Connect and work with most of the 2D endoscope systems
- Apply in different size and angles of scopes.
- Apply in Ridge and Flexible telescopes.
 - 3D output (DVI-D) to interlace 3D monitor is available.
 - 2D and 3D modes can be switched easily by icon button.
 - Keep original 2D endoscope features such as zooming and rotating.
 - Different adjustable 3D levels for observation.

3D in Different Specialist



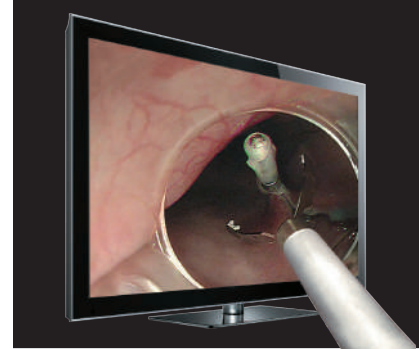
ENT

Suitable for the ENT surgery in 4mm or 2.7mm small endoscope. Helps in smooth maneuvering of instruments in a narrow field of view.



Urology & GYNE

Can get excellent depth perception in Pelvic cavity the deep area during Hernia or GYNE procedure.



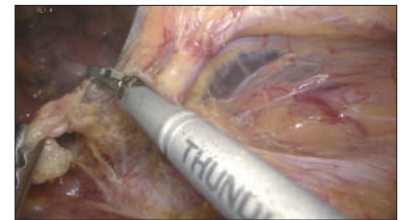
GI

The only 3D solution for flexible endoscopy. A realistic 3D perception of tissues and instruments in ESD and EMR procedure.

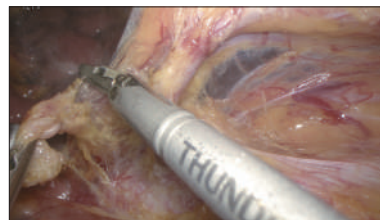
MonoStereo 3D System Workflow



Connect 2D endoscope as the input




Capture 2D & depth estimation
Output stereo images




Left Vision



Right Vision



Re al-time displaying stereo images with depth information



ADTK® *MedicalTek Co.,Ltd.*



✉ info@medicaltek.biz

🌐 www.medicaltek.biz

Tel: +886-4-25603641

Fax: +886-4-25674005

4F, No.26, Keya Rd., Daya Dist., Taichung City 428, Taiwan

Distributed by